



# MEMBER'S RECORD

NAME JANE DOE ADDRESS 11 MAIN ST. ANNTON  
Patapsco Valley Howard MD  
SUB COUNTY STATE



staple the  
certificate  
to inside  
front green  
cover  
after  
1st  
year.

leave  
it  
here  
always

AWARDS



2014



2015



2016



2018

UNIVERSITY OF  
**MARYLAND**  
EXTENSION  
*Solutions in your community*


# RECORD BOOK CERTIFICATE

AWARDED BY

HOWARD COUNTY 4-H CLUBS

TO

JANE DOE



*Sheryl v. Bennett*

EXTENSION EDUCATOR

*Sheryl v. Bennett*

LOCAL LEADER

100



replace this  
page every year



← update  
photo  
every  
year

← head + shoulder  
SHOT

← 2x3 up to  
4x5  
inches in  
size

Your age  
on Jan. 1<sup>st</sup>  
of year Record  
Book is for

Jane Doe

→ Age 10

11 Main St.

Anytown

Maryland

21222

Howard County

← county your club  
is IN NOT  
county you live in.

TABLE OF CONTENTS

MY 4H Summary Report

MY 4H Story

MY 4H Pictures

MY 4H Project Records

★ can use same page every year

patapscovalley4h.weebly.com

HINT

★ easier to use WORD version of  
- Summary  
- Project Record

FIND ON CLUB WEBSITE  
UNDER RESOURCES → Record

FYI

never use plastic covers on pages

⊙ Do NOT Number pages

⊙ black ink or computer generated pages

⊙ use TAB dividers between sections



**MARYLAND 4-H SUMMARY RECORD**

This record belongs to: Jane Doe 2019  
Name Year

Mailing Address: 11 Main St.  
(Street):

Anytown MD 21222  
(City/Town): (State): (Zip):

Please indicate age as of January 1st: 10

4-H Age for year completing: Please check:  
 Junior (8-10)     Intermediate (11-13)     Senior (14-18)

Grade in School: 5    Years in 4-H: 2

County/City: Howard ← County your CLUB is in  
Patapsco Valley 4H

4-H Club(s): \_\_\_\_\_

My 4-H goals for this year: I want to participate in club meetings more by volunteering for committees and making motions. ★ You can list 1 to 5 goals depends on age, # of years in club

My 4-H projects this year; number of years in project:

Name of Project	# of Years	Name of Project	# of Years
Crafts	2		
Photograph	2		

I have reviewed this record book:

Signed \_\_\_\_\_ \_\_\_\_\_  
Volunteer Date

Comments: \_\_\_\_\_

DO ★  
 NOT  
 FILL  
 THIS  
 OUT

★ ADD A NEW SUMMARY EVERY YEAR - Place it in front of last years summary - DO NOT TASS SUMMARIES - ALWAYS ADD 1 each year!



If you miss one you can leave blank



LIST ALL meetings you attended

### Club Participation

Number of Meetings I Attended (check or make notes)

Jan	Feb	Mar	Apr	May	June	July	Aug	Sept	Oct	Nov	Dec
No Mtg - snow	2/12	3/12	4/10	5/14	6/11	7/8	No meeting	9/17	10/8	11/12	12/10

### Committees & Offices (4-H & Other)

Name of Committee/Office/Role	Description/What I Did
Club Video Committee Member	Helped to shoot video about our club
Float Committee Member	Researched Project Icons for use on float

### Promotional Activities

I promoted or publicized 4-H in these ways during the year (for example, news articles, TV, radio, 4-H Ambassador responsibilities, displays, fair booths, flyers, new member recruitment, expansion efforts):

Date	Activity <i>Be Specific - Explain Activity &amp; Location</i>	Results
5-14-2018	Shot video for our Club 4H Video to be entered in Fair on put on our website	Video won Champion at Fair
8-11-2018	Howard County Fair Parade - Float	Helped make and then participated in parade on float to who public what our club is about
8-7-2018	Howard County Fair Building Watch	Talked to visitors about 4H
12-10-2018	Brightview Senior Home 4H night	Talked to Seniors about 4H, what our club does and what I do in the club. Gave a project talk and played guitar



Always list Parade Float Bldg. watch if you participated



## Communication Activities

I took part in the following communication activities (for example, judging, demonstrations, illustrated talks, public speaking, conference judging, reports at club meetings, community groups):

Date	Type of Communication	Title	Event or Location
3-12-2018	Project Visual Talk - crafts	How to make Pom Poms	Patapsco Valley Club meeting
3-17-2018	Radio Spot	4H International Exchange Student Program	MD Central Cluster 4H Visual Communication Contest - Reserve Champion Intermediate Radio Spot, Howard County
9-17-2018	Project Update - Photography	How I took my fair photo exhibits	Patapsco Valley Club meeting

List all project talks

## Awards and Honors

Include 4-H awards and honors such as fair and county recognition (you may add additional pages)

Date	Activity/Event	Award	Location
3-17-2018	MD Central Cluster 4H Visual Communication Contest	Reserve Champion Intermediate Radio Spot, Howard County	Bushy Park Elem. School - Glenwood, MD
8-2018	Howard County 4H Fair -Photography	One 1 <sup>st</sup> Place, one 3 <sup>rd</sup> Place, one 4 <sup>th</sup> Place	Howard County Fair
8-2018	Howard County 4H Fair -Crafts	One 1 <sup>st</sup> Place, two 2 <sup>nd</sup> Places, and 2 3 <sup>rd</sup> Places	Howard County Fair
6-5-2018	Catonsville Elem. School Awards	President's Award for Grades	Catonsville Elem School

List all 4H + non 4H awards





# Journal of Activities, Events, and Experiences

Use this page to record all activities, events, and experiences as you have them. Include 4-H, volunteer, community, citizenship, leadership, service learning, school, and other activities.

\* LIST ALL CLUB mtgs + other 4H events + important non 4H events

Date	4-H Event	Type of Activity or Event	Location	Description
2018	No	Weekly piano Lessons	Catonsville, MD	30 minute private lessons weekly
2-12-2018	Yes	Feb. 4H mtg and 4H get to know member event for our club	Tutti Frutti frozen yogurt	Social and gift exchange
3-12-2018	Yes	4H March meeting and Project Share for all members	Hebron House, Ellicott City	I gave a Project Talk on my craft project and learned all the projects other members are taking
3-17-2018	Yes	MD Central Cluster 4H Visual Communication Contest	Bushy Park Elem. School - Glenwood, MD	Competed in Radio Spot and won Reserve Champion
4-9-2018	Yes	April Patapsco Valley Club Meeting with presentation by Master Gardener	Hebron House, Ellicott City, MD	Learned about local gardening tips
5-14-2018	Yes	May Patapsco Valley Club Meeting with Club Video	Hebron House, Ellicott City, MD	Recorded video for Fair Club Video contest
6-11-2018	Yes	June Patapsco Valley Club Meeting with Fair Prep workshop	Hebron House, Ellicott City, MD	Shared fair prep hints with club
7-9-2018	Yes	July Patapsco Valley Club Meeting with Float Construction	4 Jays Farm	Built our Fair Float
8-7-2018	Yes	Howard County 4H Fair Building Watch	Howard County Fair	Helped to watch exhibits and tell visitors about 4H
9-17-2018	Yes	Sept. Patapsco Valley Club Meeting with Fair Share	Hebron House, Ellicott City, MD	Heard about others fair exhibits and shared my photos
9-22-2018	No	Assateague Beach Clean Up	Assateague National Seashore	Cleaned up trash from the beach for several hours
10-8-2018	Yes	Oct. Patapsco Valley Club meeting & craft & diamond clover review	Hebron House, Ellicott City, MD	I lead the craft for this meeting
11-12-2018	Yes	Nov. Patapsco Valley Club meeting with program planning 2019	Hebron House, Ellicott City, MD	Planned for 2019 & nominated officers
12-10-2018	Yes	Dec. Patapsco Valley Club Service Project & Meeting	Brightview Senior Home	Provided after dinner talks, music and games to seniors. Held Officer Ceremony.



STORY IS 3-5 pages. if type, use 12 point / 1" margins  
Double spaced.

1 for ~~you~~ younger members 1-2 pages fine  
My 4-H Story

My name is Jane Doe and I have been in 4H two years. I am a member of the Patapsco Valley 4H Club. I have two brothers, Eli and Mike. I have a dog named Suzi. I go to Catonsville Elem. school. I joined 4H because I wanted to enter in the 4H fair. This year I carried 2 projects, crafts and photography. I entered several crafts and photos in the fair.

I like to go on camping trips with my family. In the summer I am a member of the Howard County swim team. This year I won many first places on my swim team. One of my hobbies is cooking with my mom. This year I helped my mom cook Easter dinner for 20 people! I also went to the Ocean City beach with my family. At the beach I learned how to boogie board in the ocean.

I helped to build and ride on our clubs 4H fair parade float. I learned how to plan for a float and then gather the supplies for a workday. This year I really wanted to help at the fair, which I did at building watch. Next year I hope to help in the critter barn, that looked like fun! I liked seeing my projects on display. Next year, I also want to enter in foods since I like to cook. This year I was surprised to learn about the record book and other details about 4H. I really liked being in 4H and want to continue in 4H. Next year I might run for an office in my club.

Replace with NEW STORY every year

- Tell about:
- yourself/family/interests
  - your projects
  - why you joined 4H
  - Things you learned
  - If you held any office, Served on committee, had a leadership role

X Jane Doe

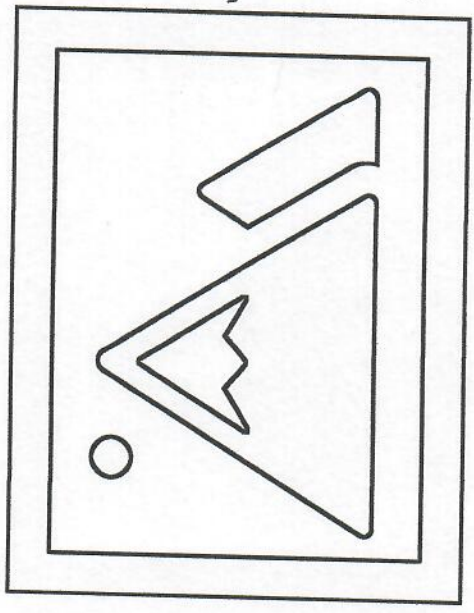
Sign last page of story!

00000000

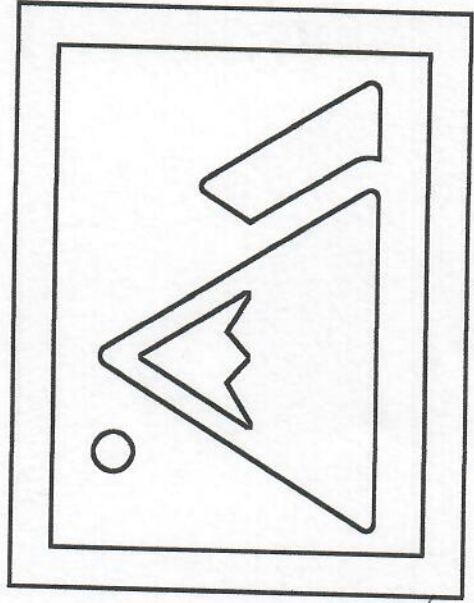
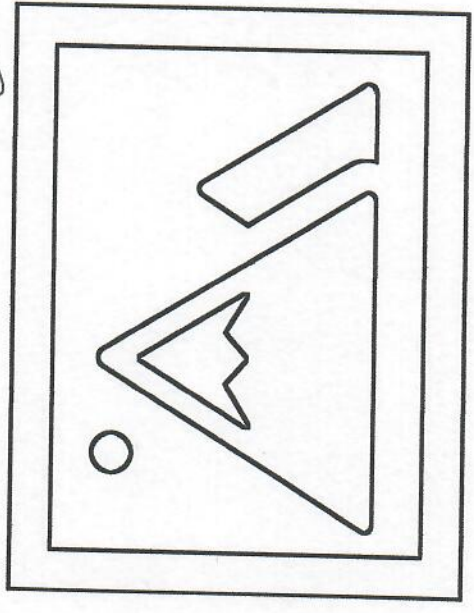


Up to 3 photos pages, please add captions for each photo - use 1 side of page only

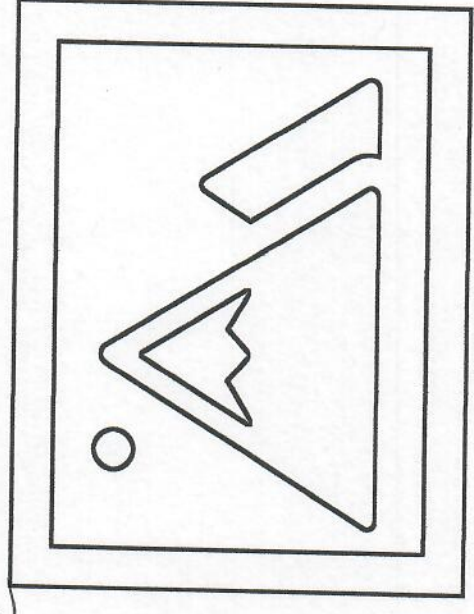
can make  
larger.  
↙



- ideas
- you working on a project
- you building the FLOAT



**HINT** Start a 4th picture  
File on your PHONE  
or parent phone to move pics  
into as you take them



- You riding the Float
- You doing a project talk

Be descriptive in your captions





for all general projects except FOODS + ANIMALS

# Howard County 4-H General Project Record

Name	Jane Doe	4-H Age	10 (age on Jan 1 of year for book)
Primary Club Name			

I have completed this record and believe all information to be complete and accurate.

<u>Jane Doe</u>	<u>1-1-2020</u>	<u>Mon Doe</u>	<u>1-1-2020</u>
Member's Signature	Date	Parent's Signature	Date

Project records this record is about: (Please list each project in a box)	Crafts	Photography		

What goals did you set for your project(s) this year and did you achieve them?

1. I want to participate in club meetings more by volunteering for committees and making motions
2. I want to improve my photography skills by taking an online course and taking my camera with me whenever I go somewhere interesting.
3. I want to be more organized in my craft area by cleaning up between crafts and keeping my space organized.

What were two things you learned from completing this/these project(s) this year?

1. I learned that you have to work consistently to keep organized, I had to have patience to clean up one craft before starting another.
2. I learned that by becoming more active in my club I learned more about 4H and felt more confident in my public speaking skills. I volunteered to be on my clubs float committee!

What is one thing you would like to improve or do differently with your project(s) next year?

I hope to run for an office next year in my club.

\* Replace record sheets each year - Do NOT include PAST SHEETS IN BOOK



*This is county example*

**Life Skills**

Describe the Life Skills you used and what you learned in relation to your project.

Example Table

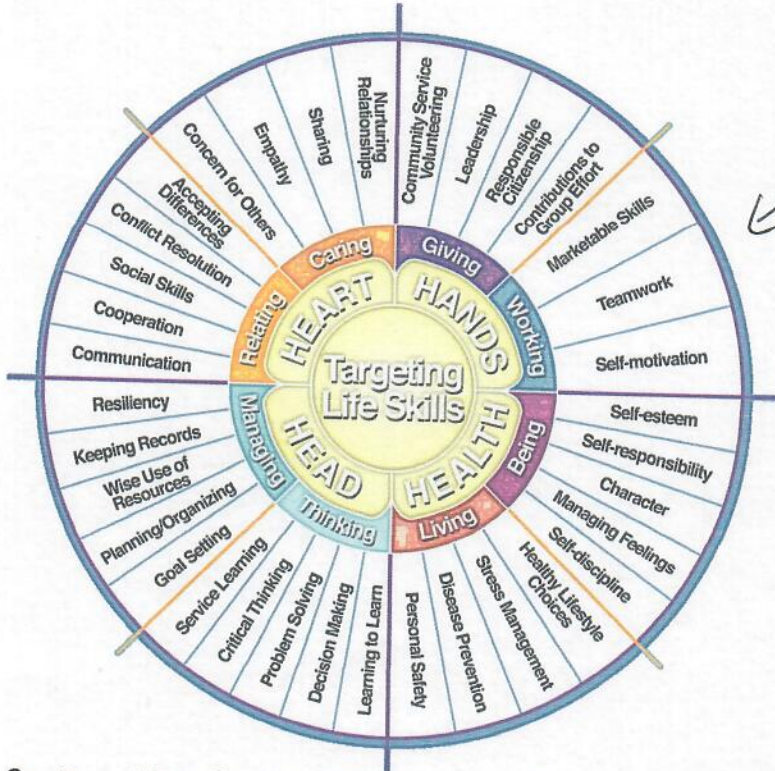
I used one or more of these Life Skills from the Targeting Life Skills Wheel	What I learned as a result of using this skill.
<b>HEAD</b> Example: Decision Making	I learned that I needed to be sure to budget my money when purchasing craft supplies so I would have enough to cover all of my expenses.
<b>HEART</b> Example: Sharing	I learned how to give younger 4-H members pointers on how to make a wreath through a visual presentation.
<b>HAND</b> Example: Community Service Volunteering	Through my woodworking project, I have learned many new skills. I found it to be beneficial to my community to utilize those woodworking skills when volunteering to build a wheel chair ramp.
<b>HEALTH</b> Example: Managing Feelings	I learned to control my feelings when I became frustrated that the new cake I baked didn't rise. Since I didn't have success with the new cake recipe, I am going to research other options that I could try.



I used one or more of these Life Skills from the Targeting Life Skills Wheel	What I learned as a result of using this skill.
<b>HEAD</b> keeping records	I learned it is easier to work on my record book each month instead of waiting for end of the year
<b>HEART</b> caring	I helped a younger 4H member learn the pledge
<b>HAND</b> teamwork	I volunteered to be on the float committee
<b>HEALTH</b> self discipline	I learned to keep my craft area neat and organized

*This is yours*

The diagram below shows many of the Life Skills learned in 4-H:



*use this to pick out which specific skill you want to expand on.*

Courtesy of Iowa State University-Used with Permission 11/2012



**Project Activities/Learning Experiences**

Include: Field Trips, Meetings, Workshops, any Learning Experiences, etc.  
All project activities/learning experiences listed should be about this project area only.

Try for at least 5 - as you get older likely more  
List any/all related project activity

Date	Project	Name of Activity/Event/Learning Experience	What I Learned
3-17-2019	Crafts	Howard County Craft show	I attended a craft show and learned about silk dying
4-20-2019	Crafts	Tie Dying lesson	I learned how to tie dye a t shirt from my sister
6-5-2019	Crafts	After School Craft Workshop	I attended a school craft workshop and learned how to make pottery
7-20 to 7-25 2019	Crafts	Craft Camp	I attended a Crafts Camp at my local church and learned how to make lots of new crafts
9-6-2019	Crafts	Watercolor Painting lesson	My mom taught me how to watercolor paint and I learned some neat new methods!
2-9-2019	Photography	Photo Winter Hike	I went on a snow photo hike with my dad and learned how to take good pictures in the snow
6-28-2019	Photography	Photo exhibit at Acadia National Park	I went to a photo exhibit at the park museum and learned how underwater pictures are taken
9-17-2019	Photography	Share my Photo Fair exhibits	I learned how 2 club members took their photos for the fair and what techniques they used.
10-15-2019	Photography	Photo camping trip	I went camping for the weekend and took my camera and got a lot of good animal photos

**Project Communications**

Include: Speeches, Demonstrations, Visual Presentations, Etc.  
All project communications listed should be about this project area only.

Need 1 per project  
your project talks

Date	Project	Type of Communication	Title	Location (School, Club, County, Regional, State, National etc.)
3-12-2019	Crafts	Project Talk	How to make Pom Poms	Patapsco Valley Club Mtg
9-17-2019	Photography	Project Talk/Update	How I took my fair photos	Patapsco Valley Club Mtg.

**Project Exhibits**

Include: Fairs, Shows, Community Events, Contests, etc.  
All project exhibits listed should be for projects in this area only.

Date	Project	Exhibit/Class	Event/Activity	Placing (if applicable)
8-2019	Crafts	Junior, crafts, recycled craft	Howard County Fair	1st Place
8-2019	Crafts	Junior, Crafts, wood craft	Howard County Fair	2nd Place
8-2019	crafts	Junior, Crafts, rock craft	Howard County Fair	2nd Place
8-2019	crafts	Junior, Crafts, ceramics	Howard County Fair	3rd place
8-2019	crafts	Junior, Fine Art, watercolor	Howard County Fair	3rd place
8-2019	Photography	Junior, Black and white	Howard County Fair	1st Place
8-2019	Photography	Junior, landscape	Howard County Fair	3rd place
8-2019	Photography	Junior, People 2 or more	Howard County Fair	4th place

what you entered in 4th FAIR . If did not place write N/A here



can be general  
↓

**Table 1: Project Expenses**  
Includes: Ingredients, Paint, Wood, Fabric, etc.

Date	Project	Description of Item Purchased	Cost
7-20-2019	Crafts	Craft Camp fee	100.00
3-2019	Crafts	Craft supplies for tie dying	15.00
7-2019	Crafts	Craft supplies for exhibit entries	25.00
7-2019	Photography	Supplies for printing photos	5.00
7-2019	Photography	Supplies for mounting photos	10.00
<b>Total Expenses</b>			<b>155.00</b>

DO NOT NEED  
TO SAVE receipts

**Table 2: All Income**  
Includes: Premiums, Selling Project Work Items, etc.

Date	Project	Description of Income	Income Amount
8-2019	crafts	Junior, crafts, recycled craft 1 <sup>st</sup> place	4.00
8-2019	crafts	Junior, Crafts, wood craft 2 <sup>nd</sup> place	3.50
8-2019	crafts	Junior, Crafts, rock craft 2 <sup>nd</sup> place	3.50
8-2019	crafts	Junior, Crafts, ceramics 3 <sup>rd</sup> place	3.00
8-2019	crafts	Junior, Fine Art, watercolor 3 <sup>rd</sup> place	3.00
8-2019	photography	Junior, Black and white 1 <sup>st</sup> place	4.00
8-2019	photography	Junior, landscape 3 <sup>rd</sup> place	3.00
8-2019	photography	Junior, People 2 or more 4 <sup>th</sup> place	2.50
<b>Total Income</b>			<b>26.50</b>

↑ you will get a list  
of your \$winning \$  
when you pick up your  
check. use that list for this  
↑



**Financial Summary: Please make sure to use the above totals.**

Determine how much money you made or lost on your project.  
You can determine your profit (or loss) by:

**A. Income**

1. Income Total (Table 2) \$ 155.00

**Total Income (A) \$ 155.00**

**B. Expenses**

1. All Expenses (Table 1) \$ 26.50

**Total Expenses (B) \$ 26.50**

**Subtract B from A to get profit or loss  
loss)**

**Total \$ (128.50) loss (profit or**

University of Maryland Extension programs are open to all and will not discriminate against anyone because of race, age, sex, color, sexual orientation, physical or mental disability, religion, ancestry, or national origin, marital status, genetic information, or political affiliation, or gender identity and expression.

10/2018